


# The Ultimate Guide to Guitar Scales: Unlock Your Fretboard Mastery



## Guitar Scales Lessons: How To Learn All About Guitar Scales: Common Guitar Scales by Tudor Jones

★★★★☆ 4.1 out of 5

Language : English  
File size : 5478 KB  
Text-to-Speech : Enabled  
Screen Reader : Supported  
Enhanced typesetting : Enabled  
Print length : 130 pages  
Lending : Enabled



Scales are the building blocks of music. They provide the framework for melodies, harmonies, and solos. For guitarists, scales are essential for fretboard navigation, improvisation, and overall musical development. Whether you're a beginner or an experienced player, mastering guitar scales will significantly enhance your playing abilities. This comprehensive guide will delve deep into the world of guitar scales, covering everything you need to know about major, minor, pentatonic, and blues scales.

## Major Scales

Major scales are the foundation of Western music. They consist of seven notes that follow a specific interval pattern: root, whole step, whole step, half step, whole step, whole step, whole step. The C major scale, for example, is played on the following frets:

```

E|----0-----3-----5-----7-----9-----10-----12-----| B|----1---
---3-----5-----7-----9-----10-----12-----| G|----0-----2-----
-4-----6-----7-----9-----11-----| D|----2-----4-----6-----7---
--9-----11-----12-----| A|----0-----2-----4-----5-----7-----9-
---10-----| E|----x-----x-----x-----x-----x-----x-----x-----
|

```

Major scales have a bright and uplifting sound. They are often used in happy, cheerful, or triumphant music.

### Minor Scales

Minor scales are the darker counterparts of major scales. They also consist of seven notes, but they use a different interval pattern: root, whole step, half step, whole step, half step, whole step, whole step. The C minor scale, for example, is played on the following frets:

```

E|----0-----3-----5-----6-----7-----10-----12-----| B|----1---
---3-----5-----6-----8-----10-----12-----| G|----0-----2-----
-3-----5-----7-----9-----11-----| D|----2-----4-----5-----7---
--9-----11-----12-----| A|----0-----2-----3-----5-----7-----9-
---10-----| E|----x-----x-----x-----x-----x-----x-----x-----
|

```

Minor scales have a sad or melancholic sound. They are often used in sad, somber, or reflective music.

### Pentatonic Scales

Pentatonic scales are five-note scales that are commonly used in rock, blues, and country music. They are easier to play than major and minor

scales, making them a great choice for beginners. The most common pentatonic scale is the minor pentatonic scale, which is played on the following frets:

```
E|----0-----3-----5-----7-----10-----| B|----1-----3-----5-----  
--8-----10-----| G|----0-----2-----3-----5-----7-----| D|---  
-2-----4-----5-----7-----9-----| A|----0-----2-----3-----5-----  
-7-----| E|----x-----x-----x-----x-----x-----|
```

Pentatonic scales have a bluesy and soulful sound. They are often used in solos and improvisations.

## Blues Scales

Blues scales are six-note scales that are commonly used in blues music. They have a distinctive "bluesy" sound that is created by the use of a flatted fifth note. The most common blues scale is the minor blues scale, which is played on the following frets:

```
E|----0-----3-----5-----6-----7-----10-----| B|----1-----3-----  
--5-----6-----8-----10-----| G|----0-----2-----3-----5-----7---  
--9-----| D|----2-----4-----5-----7-----9-----11-----| A|---  
-0-----2-----3-----5-----7-----9-----| E|----x-----x-----x-----  
-x-----x-----x-----|
```

Blues scales have a raw and emotional sound. They are often used in blues solos, riffs, and chord progressions.

## Fretboard Navigation

Scales are essential for fretboard navigation. By understanding the patterns of scales, you can easily find any note on the fretboard. To navigate the fretboard using scales, simply follow these steps:

1. Choose a scale that starts on the root note of the chord you are playing.
2. Play the scale in ascending order.
3. The notes of the scale will show you the location of all the notes in that key.

For example, if you are playing a C major chord, you could choose to play the C major scale. The C major scale would start on the root note of C (fret 3 on the fifth string). By playing the scale in ascending order, you would find all the notes in the key of C major: C, D, E, F, G, A, B.


## **Improvisation**

Scales are also essential for improvisation. By understanding the patterns of scales, you can create your own solos and melodies. To improvise using scales, simply follow these steps:

1. Choose a scale that fits the key of the song you are playing.
2. Play the scale in any order you want.
3. Use the notes of the scale to create your own melodies and solos.

For example, if you are playing a song in the key of C major, you could improvise using the C major scale. You could play the scale in any order you want, and use the notes of the scale to create your own melodies and solos.


Guitar scales are an essential part of any guitarist's toolkit. By understanding the patterns of scales, you can master fretboard navigation, improve your improvisation skills, and unlock a universe of musical possibilities. Whether you're a beginner or an experienced player, investing time in learning guitar scales will significantly enhance your playing abilities. So pick up your guitar, start practicing scales, and embark on a journey of musical discovery and expression.



## Guitar Scales Lessons: How To Learn All About Guitar Scales: Common Guitar Scales by Tudor Jones

★★★★☆ 4.1 out of 5

Language : English  
File size : 5478 KB  
Text-to-Speech : Enabled  
Screen Reader : Supported  
Enhanced typesetting : Enabled  
Print length : 130 pages  
Lending : Enabled



## Discover the Enchanting Allure of Collingwood, Ontario, Canada

Nestled amidst the breathtaking landscape of Ontario, Canada, the charming town of Collingwood beckons travelers with its pristine beaches, picturesque trails, vibrant arts...



## Roberto Galli: Embracing the Fantasy of Yankee Doodle

In the realm of equestrian arts, Roberto Galli stands as a maestro of innovation and enchantment. His masterwork, Yankee Doodle Fantasy, has...