


Learn How To Play Drums With Picture Notes



Children's Drum School: Learn how to play drums with picture notes by Lair Torrent

★★★★☆ 4 out of 5

Language : English

File size : 74292 KB

Print length : 263 pages

Lending : Enabled

Screen Reader : Supported



Picture notes are a great way to learn how to play drums. They can help you to visualize the different parts of the drum set and how to hit them. In this article, we'll show you how to use picture notes to learn the basics of drumming. We'll also provide you with some tips and tricks to help you along the way.

Getting Started

Before you start learning how to play drums with picture notes, you'll need to gather a few supplies. These include:

- A drum set (or a practice pad)
- A set of drumsticks
- Picture notes (you can find these online or in music stores)

Once you have your supplies, you can start learning how to play drums with picture notes. Here are the steps:

1. Start by placing the picture notes on the drum set (or practice pad) in the correct order. The order of the notes is as follows:

- Kick drum
- Snare drum
- High tom
- Mid tom
- Floor tom
- Hi-hat
- Ride cymbal
- Crash cymbal

• Once the picture notes are in place, you can start playing the drums. Use the drumsticks to hit the drums in the order of the picture notes. For example, if the first picture note is a kick drum, you would hit the kick drum with your right foot.

• Continue playing the drums in the order of the picture notes. As you play, you will start to learn the different rhythms and patterns of drumming.

• Once you have mastered the basics of drumming, you can start to experiment with different rhythms and patterns. You can also start to learn how to play songs on the drums.

Tips and Tricks

Here are a few tips and tricks to help you learn how to play drums with picture notes:

- Start slowly and gradually increase your speed as you become more comfortable.
- Use a metronome to help you keep a steady beat.
- Practice regularly. The more you practice, the better you will become at playing drums.
- Don't be afraid to make mistakes. Everyone makes mistakes when they are learning how to play drums.
- Have fun! Playing drums is a great way to relieve stress and have some fun.

Playing drums is a great way to have fun and make music. With a little practice, you can learn how to play drums with picture notes. So what are you waiting for? Grab a set of drumsticks and start playing!



Children's Drum School: Learn how to play drums with picture notes

by Lair Torrent

★★★★☆ 4 out of 5

Language : English

File size : 74292 KB

Print length : 263 pages


Lending : Enabled

Screen Reader : Supported

FREE


DOWNLOAD E-BOOK





Discover the Enchanting Allure of Collingwood, Ontario, Canada

Nestled amidst the breathtaking landscape of Ontario, Canada, the charming town of Collingwood beckons travelers with its pristine beaches, picturesque trails, vibrant arts...



Roberto Galli: Embracing the Fantasy of Yankee Doodle

In the realm of equestrian arts, Roberto Galli stands as a maestro of innovation and enchantment. His masterwork, Yankee Doodle Fantasy, has...