


How to Build Power Tune Distributor Type Ignition Systems Speedpro Series: A Comprehensive Guide

Ignition systems play a crucial role in the performance of your internal combustion engine. They are responsible for creating the spark that ignites the air-fuel mixture in the combustion chamber, which in turn generates the power that propels your vehicle.

There are many different types of ignition systems available, but one of the most popular and reliable is the distributor type. Distributor type ignition systems use a rotating distributor to distribute the spark to the spark plugs in the engine.

The Power Tune Distributor Type Ignition Systems Speedpro Series is a high-performance ignition system that is designed to improve the performance of your engine. The Speedpro Series ignition systems feature a number of advanced features, including:



How to Build & Power Tune Distributor-type Ignition Systems (SpeedPro series) by Des Hammill

★★★★☆ 4.1 out of 5

Language : English
File size : 14812 KB
Text-to-Speech : Enabled
Screen Reader : Supported
Enhanced typesetting : Enabled
Print length : 180 pages



- A high-output coil that provides a powerful spark
- A high-energy capacitor that stores energy for a more consistent spark
- A precision-machined distributor cap and rotor for accurate spark distribution
- A durable construction that is designed to withstand the rigors of racing

If you are looking for a high-performance ignition system that can improve the performance of your engine, the Power Tune Distributor Type Ignition Systems Speedpro Series is a great choice.

How to Build a Power Tune Distributor Type Ignition Systems Speedpro Series

Building a Power Tune Distributor Type Ignition Systems Speedpro Series is not a difficult task, but it does require some basic mechanical skills. If you are not comfortable working on your own vehicle, it is best to have the ignition system installed by a qualified mechanic.

To build a Power Tune Distributor Type Ignition Systems Speedpro Series, you will need the following tools and materials:

- A Power Tune Distributor Type Ignition Systems Speedpro Series ignition system
- A set of spark plugs
- A spark plug wrench
- A distributor wrench
- A timing light

- A multimeter

Step-by-Step Instructions

1. **Remove the old ignition system.** To do this, you will need to disconnect the negative battery terminal, then remove the distributor cap and rotor. Next, remove the distributor hold-down clamp and pull the distributor out of the engine.
2. **Install the new distributor.** To do this, insert the new distributor into the engine and tighten the hold-down clamp. Next, install the distributor cap and rotor.
3. **Connect the spark plug wires.** To do this, simply connect the spark plug wires to the spark plugs and the distributor cap.
4. **Set the timing.** To do this, you will need to use a timing light. Start the engine and point the timing light at the timing marks on the engine. Adjust the distributor until the timing marks are aligned.
5. **Test the ignition system.** To do this, start the engine and let it run for a few minutes. If the engine is running smoothly, the ignition system is working properly.

Troubleshooting


If you are having trouble building or installing a Power Tune Distributor Type Ignition Systems Speedpro Series, there are a few things you can check:

- **Make sure that the distributor is properly aligned.** If the distributor is not aligned correctly, the engine will not run properly.

- **Check the spark plugs.** If the spark plugs are fouled or damaged, they can prevent the engine from starting.
- **Check the spark plug wires.** If the spark plug wires are damaged or disconnected, the engine will not run properly.
- **Check the coil.** If the coil is not working properly, the engine will not run properly.

If you have checked all of these things and the engine is still not running properly, you may need to have the ignition system checked by a qualified mechanic.

Building a Power Tune Distributor Type Ignition Systems Speedpro Series is a great way to improve the performance of your engine. The Speedpro Series ignition systems are designed to provide a powerful spark, which can help your engine to start more easily, run more smoothly, and produce more power. If you are looking for a high-performance ignition system that can improve the performance of your engine, the Power Tune Distributor Type Ignition Systems Speedpro Series is a great choice.



How to Build & Power Tune Distributor-type Ignition Systems (SpeedPro series) by Des Hammill


★★★★☆ 4.1 out of 5

Language : English
File size : 14812 KB
Text-to-Speech : Enabled
Screen Reader : Supported
Enhanced typesetting : Enabled
Print length : 180 pages

FREE


DOWNLOAD E-BOOK





Discover the Enchanting Allure of Collingwood, Ontario, Canada

Nestled amidst the breathtaking landscape of Ontario, Canada, the charming town of Collingwood beckons travelers with its pristine beaches, picturesque trails, vibrant arts...



Roberto Galli: Embracing the Fantasy of Yankee Doodle

In the realm of equestrian arts, Roberto Galli stands as a maestro of innovation and enchantment. His masterwork, Yankee Doodle Fantasy, has...