


How To Teach Your Children Shakespeare: Unlocking the Bard's Timeless Treasures



How to Teach Your Children Shakespeare by Ken Ludwig

★★★★☆ 4.8 out of 5

Language : English
File size : 6979 KB
Text-to-Speech : Enabled
Screen Reader : Supported
Enhanced typesetting : Enabled
Word Wise : Enabled
Print length : 419 pages



Introducing children to the extraordinary world of William Shakespeare can be an incredibly rewarding experience. His plays, sonnets, and poems offer a wealth of timeless insights, captivating stories, and unforgettable characters that can ignite young imaginations and foster a lifelong love of literature.

However, navigating the complexities of Shakespeare's language and themes can seem daunting. To make this journey accessible and enjoyable for children, it's crucial to tailor your approach to their age and abilities, while also providing ample opportunities for hands-on exploration and creative expression.

Age-Appropriate Approaches:

Preschool and Kindergarten:

* Introduce Shakespeare through playful activities like singing songs set to his sonnets, reading simplified versions of his stories, or using puppets to enact scenes from his plays.

Elementary School (Grades 1-5):

* Begin with age-appropriate adaptations of Shakespeare's plays, such as "The Very Hungry Caterpillar" based on "Romeo and Juliet," or "The Lion King" loosely inspired by "Hamlet." * Encourage children to create their own Shakespearean-inspired art projects, such as masks or costumes, while discussing the characters and themes they encounter.

Middle School (Grades 6-8):

* Introduce abridged versions of Shakespeare's plays, highlighting key scenes and characters. * Facilitate group discussions to help children understand the plot, characters, and themes. * Explore Shakespeare's sonnets, introducing literary devices like metaphors and similes.

High School (Grades 9-12):

* Engage students with full-length plays, guiding them through complex language and historical context. * Encourage critical analysis and interpretation through essays, presentations, and debates. * Introduce students to Shakespeare's influence on literature, language, and culture.

Practical Strategies:

1. Use Visual Aids:

* Incorporate illustrations, videos, and graphic organizers to help children visualize the characters, settings, and events of Shakespeare's works.

2. Simplify Language:

* Provide simplified translations or paraphrases of complex passages to make them more accessible to younger readers.

3. Focus on Storytelling:

* Emphasize the compelling narratives and unforgettable characters that make Shakespeare's works so captivating.

4. Encourage Dramatic Play:

* Allow children to act out scenes from Shakespeare's plays, fostering their understanding of character motivations and plot development.

5. Integrate Music and Art:

* Introduce Shakespeare's sonnets through songs or musical performances. Encourage children to create artwork inspired by the plays or characters.

Enriching Activities:

1. Shakespearean Scavenger Hunt:

* Hide quotes, characters, or themes from Shakespeare's works around your home or classroom. Have children search for them, fostering their familiarity with his language and ideas.

2. Bardic Storytelling Competition:

* Encourage children to retell Shakespeare's stories or create their own Shakespearean-inspired tales, developing their creativity and storytelling abilities.

3. Shakespearean Puppet Show:

* Provide children with puppets or other materials to create their own puppet shows based on scenes from Shakespeare's plays.

4. Shakespearean Comic Book Creation:

* Guide children in creating their own comic book versions of Shakespeare's plays, simplifying the plot and characters for a visual medium.


5. Shakespearean Film Adaptation Analysis:

* Show children adaptations of Shakespeare's plays on film and discuss how different directors have interpreted the works, fostering critical thinking skills.

:

Teaching children Shakespeare is an enriching journey that can spark a lifelong love of literature, language, and storytelling. By tailoring your approach to their age and abilities, incorporating practical strategies, and providing ample opportunities for hands-on exploration and creative expression, you can make the Bard's timeless treasures accessible and enjoyable for young minds. Remember, the key is to make it a playful and

engaging experience, allowing children to discover the wonders of Shakespeare in their own unique way.




How to Teach Your Children Shakespeare by Ken Ludwig

★★★★☆ 4.8 out of 5

Language : English
File size : 6979 KB
Text-to-Speech : Enabled
Screen Reader : Supported
Enhanced typesetting : Enabled
Word Wise : Enabled
Print length : 419 pages

FREE

DOWNLOAD E-BOOK



Discover the Enchanting Allure of Collingwood, Ontario, Canada

Nestled amidst the breathtaking landscape of Ontario, Canada, the charming town of Collingwood beckons travelers with its pristine beaches, picturesque trails, vibrant arts...



Roberto Galli: Embracing the Fantasy of Yankee Doodle

In the realm of equestrian arts, Roberto Galli stands as a maestro of innovation and enchantment. His masterwork, Yankee Doodle Fantasy, has...