


Guide to Authenticating the Louis Vuitton Montorgueil: Authentication Tips and Tricks

The Louis Vuitton Montorgueil is a coveted handbag that exudes timeless elegance and sophistication. Its classic design and impeccable craftsmanship make it a highly sought-after piece among fashion enthusiasts and luxury collectors. However, with the proliferation of counterfeit products in the market, it is crucial to be able to authenticate your Louis Vuitton Montorgueil to ensure its genuineness and protect your investment.



A Guide to Authenticating the Louis Vuitton Montorgueil (Authenticating Louis Vuitton)

by Resale Republic

★★★★☆ 4.5 out of 5

Language : English

File size : 3580 KB

Print length : 9 pages

Lending : Enabled

Screen Reader : Supported



In this comprehensive guide, we will provide you with all the essential knowledge and techniques you need to confidently authenticate your Louis Vuitton Montorgueil handbag, ensuring its authenticity and protecting your investment.

1. Examine the Overall Appearance

Begin your authentication process by carefully examining the overall appearance of the handbag. The Montorgueil is characterized by its structured silhouette, curved top handles, and signature Monogram canvas. Pay close attention to the details, such as the stitching, hardware, and leather trim, to identify any inconsistencies or imperfections that may indicate a counterfeit.

Authentic Louis Vuitton Montorgueil:

- Symmetrical and well-proportioned shape
- Smooth and evenly spaced stitching
- High-quality hardware with engraved Louis Vuitton logo
- Genuine leather trim with a luxurious feel

Counterfeit Louis Vuitton Montorgueil:

- Asymmetrical or distorted shape
- Uneven or sloppy stitching
- Low-quality hardware with poorly engraved or missing logos
- Synthetic or faux leather trim that feels cheap

2. Inspect the Monogram Canvas

The Monogram canvas is the defining characteristic of the Louis Vuitton Montorgueil. It is crafted from high-quality coated canvas and features the iconic LV monogram pattern. Authentic Louis Vuitton canvas is supple, durable, and has a slight sheen. Counterfeit canvas, on the other hand, may be stiff, brittle, and lack the signature sheen.

Authentic Louis Vuitton Monogram Canvas:

- Supple and durable with a slight sheen
- Precise and evenly aligned monogram pattern
- No visible defects or imperfections in the canvas

Counterfeit Louis Vuitton Monogram Canvas:

- Stiff and brittle with a dull finish
- Misaligned or sloppy monogram pattern
- Visible defects or imperfections, such as smudges or scratches

3. Examine the Stitching

The stitching on a Louis Vuitton Montorgueil is impeccable and contributes to its overall durability and aesthetic appeal. Authentic Louis Vuitton stitching is even, consistent, and uses high-quality thread. Counterfeit stitching may be uneven, loose, or use cheap thread that can fray or break easily.

Authentic Louis Vuitton Stitching:

- Even and consistent stitch length
- Sturdy and durable thread
- No loose or frayed threads

Counterfeit Louis Vuitton Stitching:

- Uneven or sloppy stitch length
- Weak or brittle thread
- Visible loose or frayed threads

4. Check the Hardware

The hardware on a Louis Vuitton Montorgueil is made from high-quality brass and features the iconic LV logo. Authentic Louis Vuitton hardware is heavy, well-crafted, and has a lustrous finish. Counterfeit hardware may be made from cheap materials, poorly crafted, and lack the signature LV logo or have a dull finish.

Authentic Louis Vuitton Hardware:

- Heavy and well-crafted
- Engraved with the LV logo
- Smooth and lustrous finish

Counterfeit Louis Vuitton Hardware:

- Lightweight and cheaply made
- Missing or poorly engraved LV logo
- Dull or scratched finish

5. Inspect the Leather Trim

The leather trim on a Louis Vuitton Montorgueil is made from genuine cowhide leather and is known for its luxurious feel and durability. Authentic

Louis Vuitton leather is supple, smooth, and has a natural grain. Counterfeit leather may be made from synthetic materials, feel stiff or cheap, and lack the natural grain of genuine leather.

Authentic Louis Vuitton Leather Trim:

- Genuine cowhide leather with a luxurious feel
- Supple and smooth with a natural grain
- Evenly colored and free from defects

Counterfeit Louis Vuitton Leather Trim:

- Synthetic or faux leather with a cheap feel
- Stiff and rough with an unnatural grain
- Unevenly colored or blemished

6. Verify the Date Code

Every authentic Louis Vuitton handbag has a unique date code that indicates the location and date of manufacture. The date code is usually stamped into the interior of the bag and consists of two letters followed by four numbers. You can use the date code to verify the authenticity of your handbag by comparing it to the production dates for that particular model.

To find the date code on your Louis Vuitton Montorgueil, look for a small leather tag sewn into the interior of the bag. The date code will be stamped into the leather tag in gold lettering.

Authentic Louis Vuitton Date Code:

- Two letters followed by four numbers
- Matches the production dates for the Montorgueil model

Counterfeit Louis Vuitton Date Code:


- May be missing or poorly stamped
- Does not match the production dates for the Montorgueil model

7. Trust Your Instincts

After carefully examining the various aspects of your Louis Vuitton Montorgueil, it is important to trust your instincts. If something feels off about the handbag, such as the overall quality, craftsmanship, or the seller's behavior, it is best to err on the side of caution and avoid making the purchase.

Authentic luxury handbags are made with meticulous attention to detail and are designed to last. If you have any doubts about the authenticity of your Louis Vuitton Montorgueil, it is always advisable to seek the advice of a professional authenticator or consult with the Louis Vuitton boutique directly.

By following these authentication tips and tricks, you can confidently determine the authenticity of your Louis Vuitton Montorgueil handbag. Remember to examine the overall appearance, inspect the monogram canvas, check the stitching, hardware, and leather trim, verify the date code, and trust your instincts. With a keen eye for detail and a discerning approach, you can safeguard your investment and ensure that you are carrying a genuine Louis Vuitton masterpiece.



A Guide to Authenticating the Louis Vuitton Montorgueil (Authenticating Louis Vuitton)

by Resale Republic

★★★★☆ 4.5 out of 5

Language : English

File size : 3580 KB


Print length : 9 pages

Lending : Enabled

Screen Reader : Supported


FREE

DOWNLOAD E-BOOK



Discover the Enchanting Allure of Collingwood, Ontario, Canada

Nestled amidst the breathtaking landscape of Ontario, Canada, the charming town of Collingwood beckons travelers with its pristine beaches, picturesque trails, vibrant arts...



Roberto Galli: Embracing the Fantasy of Yankee Doodle

In the realm of equestrian arts, Roberto Galli stands as a maestro of innovation and enchantment. His masterwork, Yankee Doodle Fantasy, has...

