


Danny Boy Transcription for Vibraphone: A Comprehensive Guide for Musicians

"Danny Boy" is a beloved Irish folk song that has captivated hearts around the world. Its poignant melody and heartfelt lyrics have made it a staple in the repertoire of musicians of all genres. For vibraphonists, the song presents a unique opportunity to explore the instrument's rich timbral possibilities and create a truly enchanting rendition. This article provides a comprehensive transcription of "Danny Boy" for vibraphone, along with detailed instructions and performance tips to help you deliver a stunning interpretation of this classic tune.

Transcription

Below is the complete transcription of "Danny Boy" for vibraphone, presented in a clear and easy-to-read format. The notes are written in concert pitch, and the fingering suggestions are provided for a four-mallet technique.



DANNY BOY: transcription for vibraphone

by ROBERTO GALLI

★★★★☆ 4.7 out of 5

Language : English

File size : 1280 KB

Screen Reader : Supported

Print length : 123 pages

Lending : Enabled

FREE

DOWNLOAD E-BOOK



Danny Boy Transcription for Vibraphone

The image shows a musical score for the song "Danny Boy". The title "Danny Boy" is prominently displayed in a large, bold, serif font at the top center. Below the title, the text "Irish Traditional" and "Transcribed by Frederic Wustberg" is visible on the left. On the right, it says "First published by J. & W. Chappell, 1839" and "Revised edition by Frederic Wustberg, 1962". A performance instruction reads "Slowly, out of time; rhythm is approximate". The score is written for two instruments: Vibraphone (top staff) and Piano (bottom staff). The Vibraphone part features a melodic line with many slurs and ties, indicating a continuous, flowing melody. The Piano part provides a harmonic accompaniment with chords and moving bass lines. The music is in 4/4 time. A large, diagonal watermark "itemlibrary.deedeebooks.com" is overlaid across the score.

Performance Instructions

To bring "Danny Boy" to life on the vibraphone, it is essential to pay attention to the following performance instructions:

Tempo and Rhythm

The tempo of "Danny Boy" is typically set at a moderate pace, allowing for a flowing and lyrical interpretation. The song follows a 4/4 time signature, and it is important to maintain a steady and consistent beat throughout.

Articulation

Articulation plays a crucial role in shaping the melody and creating a sense of phrasing. Use a clear and crisp attack for each note, and pay attention to

the phrasing marks indicated in the transcription. Slurs and accents should be executed with precision to highlight the emotional contours of the melody.

Dynamics

The dynamics of "Danny Boy" range from soft and intimate to soaring and powerful. Adjust the volume of your playing accordingly, following the dynamic markings in the transcription. The use of dynamics can help create a sense of contrast and emotional depth in your performance.

Pedaling

The damper pedal can be used to sustain notes and create a shimmering effect on the vibraphone. Use the pedal sparingly and judiciously, as excessive pedaling can muddy the sound. Experiment with different pedaling techniques to find the best approach for your interpretation.

Vibrato

Vibrato can add a touch of expressiveness and warmth to your performance. Apply a gentle, natural vibrato to sustained notes, using your wrists or elbows. Avoid using excessive vibrato, as it can detract from the clarity of the melody.

Performance Tips

In addition to the performance instructions, here are some additional tips to help you deliver a memorable rendition of "Danny Boy" on the vibraphone:

Practice Slowly

Before attempting to play the piece at full speed, take the time to practice it slowly and carefully. Focus on accuracy, phrasing, and dynamics. This will help you build a solid foundation and avoid mistakes during your performance.

Use a Metronome

Using a metronome can help you maintain a steady tempo and improve your overall rhythmic accuracy. Set the metronome to the desired tempo and practice playing along with it. Gradually increase the speed as you become more comfortable with the piece.

Play with Emotion

"Danny Boy" is a song that is rich in emotion. As you play, try to connect with the lyrics and the story behind the song. Allow the music to flow through you and express the emotions it evokes.


Record Yourself

Recording yourself while playing can be a valuable tool for self-assessment. Listen back to your recordings and identify areas where you can improve your technique, phrasing, or interpretation.

Perform for Others

One of the best ways to improve your performance skills is to play for others. Share your rendition of "Danny Boy" with friends, family, or fellow musicians. Get feedback and use it to refine your interpretation.

Mastering "Danny Boy" on the vibraphone is a rewarding endeavor that requires patience, practice, and dedication. By following the transcription and performance instructions provided in this article, you can create a touching and unforgettable interpretation of this timeless classic. Embrace the musical journey, explore the expressive capabilities of the vibraphone, and let the melody of "Danny Boy" resonate within your soul and inspire your audience.



DANNY BOY: transcription for vibraphone

by ROBERTO GALLI

★★★★☆ 4.7 out of 5


Language : English

File size : 1280 KB

Screen Reader: Supported


Print length : 123 pages

Lending : Enabled



Discover the Enchanting Allure of Collingwood, Ontario, Canada

Nestled amidst the breathtaking landscape of Ontario, Canada, the charming town of Collingwood beckons travelers with its pristine beaches, picturesque trails, vibrant arts...



Roberto Galli: Embracing the Fantasy of Yankee Doodle

In the realm of equestrian arts, Roberto Galli stands as a maestro of innovation and enchantment. His masterwork, Yankee Doodle Fantasy, has...